

A45P Series

NON-FERROUS CUTTING SAW BLADES

APPLICATIONS

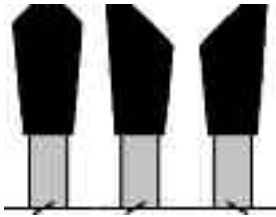
- Used on precision non-ferrous plate saw machines.
- May also be used in non-ferrous cut-off applications where a better finish is desired.

TECHNICAL INFORMATION

- Special 3 tooth configuration reduces the cutting pressures and stabilizes the blade in the cut.
- High precision tooth configuration.
- Minimum side body and tip runout for an excellent finish.

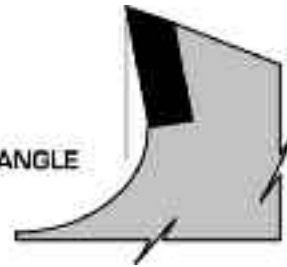
ADVANTAGES

- Capable of 10 RMS finish.
- Eliminates secondary machining operations.
- Provides straight cuts to within thousandths of an inch.




The A45P style saw blade incorporates a triple chip tooth which removes the center portion of the cut while the modified alternate top bevel teeth complete the final kerf cut. The minimum side clearances attribute to the smooth finish of the material being cut.

5° HOOK ANGLE



5° hook angle is standard on the A45P style saw blade. Other hook angles available upon request.



Straight faced, no face shear.

A45P Series

NON-FERROUS CUTTING SAW BLADES

BLADE DIAMETER	NUMBER OF TEETH	LIGHT up to .134 Plate	MEDIUM .135-.180 Plate	HEAVY .181-.200 Plate	BLADE DIAMETER	NUMBER OF TEETH	LIGHT up to .180 Plate	MEDIUM .180-.200 Plate	HEAVY .201-.259 Plate
10"	60				26"	81			
10"	81				26"	90			
10"	90				26"	102			
12"	60				26"	120			
12"	81				28"	81			
12"	90				28"	90			
12"	102				28"	102			
14"	81				28"	120			
14"	90				30"	81			
14"	102				30"	90			
14"	120				30"	102			
16"	81				30"	120			
16"	90				32"	81			
16"	102				32"	90			
16"	120				32"	102			
18"	81				32"	120			
18"	90				34"	81			
18"	102				34"	90			
18"	120				34"	102			
20"	81				34"	120			
20"	90				36"	81			
20"	102				36"	90			
20"	120				36"	102			
22"	81				36"	120			
22"	90								
22"	102								
22"	120								
24"	81								
24"	90								
24"	102								
24"	120								

PRICING WILL VARY
DUE TO PLATE THICKNESS.

PRICING WILL VARY
DUE TO PLATE THICKNESS.

NOTE:

- Saws over 36" diameter must be quoted through customer service.
- Saws outside the plate thickness must be quoted through customer service.

STANDARD SAW BLADES

DISPOSABLE SAW BLADES

CUSTOM SAW BLADES

COLD SAW BLADES

INDEX